

# ATN 3.5X26

## TACTICAL SCOPE


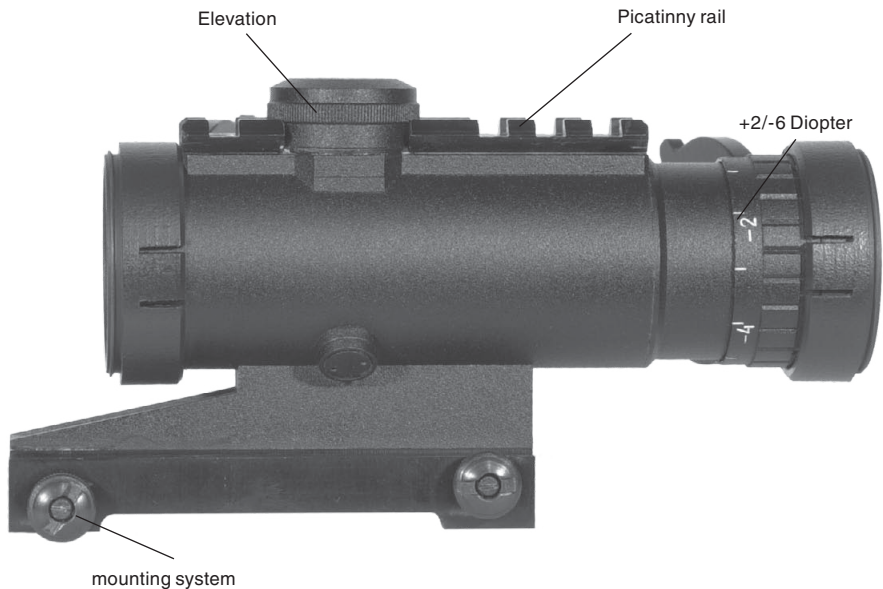


### *u s e r ' s   g u i d e*

**Important Export Restrictions!** Commodities, products, technologies and services contained in this manual are subject to one or more of the export control laws and regulations of the U.S. Government and they fall under the control jurisdiction of either the US Department of State or the US BIS-Department of Commerce. It is unlawful and strictly prohibited to export, or attempt to export or otherwise transfer or sell any hardware or technical data or furnish any service to any foreign person, whether abroad or in the United States, for which a license or written approval of the U.S. Government is required, without first obtaining the required license or written approval from the Department of the U.S. Government having jurisdiction. Diversion contrary to U.S. law is prohibited.



**AMERICAN  
TECHNOLOGIES  
NETWORK  
CORP.**



---

The information in this manual furnished for information use only, is subject to change without notice, is not to be construed as a commitment by ATN Corp.

ATN Corp. assumes no responsibility or liability for any errors or inaccuracies that may appear in this book.

©2006 ATN Corp. All right reserved.

# APPLICATION

---

The ultimate in tactical scope. Our new ATN 3.5x26 tactical scope is manufactured to the highest standards with the best materials and components available. It is designed to withstand rugged use and

the harshest of environmental conditions. The ATN 3.5x26 is used by law enforcement personnel, hunters and sport shooters. When you demand excellence the ATN 3.5x26 delivers.

# FEATURES

---

- **Magnification:** Fixed 3.5X.
- **Objective Aperture:** 26mm.
- **Construction/Materials:** Composite construction using aircraft aluminum alloy, high-carbon steel alloy and titanium inserts with a minimum of a 2mm wall minimum.
- **Optics:** Highest grade heavy glass; all elements and surfaces are multicoated; developed with latest optical software and manufactured with topmost tolerances for high resolution sharp clear image.
- **Reticle:** Mil-dot (very quick up close, and the 3.5x magnification is useful at longer range); Illuminated with 12 rheostat positions; visible and operational if illumination is turned off.
- **Point of impact:** Always on the center of the field of view.
- **Field of View @ 3.5X: 8.3°**
  - 22ft at 100 yards (15 meters at 100 meters),
  - 110ft at 500 yards (75 meters at 500 meters).
- **Exit Pupil @ 3.5X:** 7mm.
- **Eye Relief:** 2" (50mm); specialized eye relief optimized for M16 variant cheek weld

(allows to mount the scope in the conventional middle receiver position).

- **Diopter Adjustment:** +2/- 6; Adjustable Diopter Eyepiece system.
- **Adjustment:** 1/4 MOA "positive click" increments; 100 clicks per revolution and 80 MOA of total elevation and windage adjustments each.
- **Power source:** 3V; standard watch battery type CR2032; with minimum 100 hours of continuous use.
- **Length:** 5,1" (130mm).
- **Weight:** 0.85lb (375gr.) with built-in mounting system.
- **Sunshade:** Standard built-in.
- **Lens Cover:** Included.
- **Mounting system:** Built-in monorail with thumb-screws for tool-less mounting to MIL-STD-1913 rail bases. Weaver base is detachable so that you can mount unit directly on an AR-15 or M-16 carry handle, plus the base is see through so you can use your iron sights.
- **Environment:** waterproof up to 66 feet (20 meters) up to 1 hour; fog-proof and nitrogen purged.
- **Operational Extendibility:** 2" Picatinny rail for additional lighting, laser and other mission critical tools.

# OPERATING


## MOUNTING

1. Slightly loosen the fixing screws on the weaver rail built into the scope.
2. Place the scope on the dovetail mount of the fire arm making certain that the mount aligns with the receptor attachment screw groove. Adjust as necessary.
3. Tighten the fixing screws.

**NOTE:** Receptor attachment screws may need to be tightened after continuous shooting.

## BATTERY INSTALLATION

Install the battery into the housing with the polarity order as shown on the scope. Battery Type: 3 Volt Lithium standard watch battery type CR2032.



## FOCUSING

While holding the scope about two inches from your eye, quickly glance through the eyepiece at a featureless, flatly lit bright area such as a wall or the sky.


**CAUTION:** Viewing the sun can cause serious eye injury, never look at the sun with this product or even the naked eye.

If the reticle is not sharply defined instantly, turn the eyepiece (either direction) a few turns.

Quickly glance through the scope again. If the focus has improved, but is still not perfect, continue focusing. If the focus condition become worse turn the focus the opposite direction.

## WINDAGE AND ELEVATION

The vertical and horizontal adjustments for the ATN 3,5x26 can be achieved by turning the elevation and windage adjustment mechanisms (remove dust caps first). Each click equals to 1/4 inches at 100 yards. When reaching the maximum of rotation do not use force.



## ZEROING

Pre-zeroing is recommended and can be done in accordance with a scope guide or owner's instructions.

**CAUTION:** Be sure gun is not loaded. Always use safe gun handling procedures.

All shooting should be done at an approved range or other safe area. Eye and ear protection is recommended.

**DANGER:** If you used a bore-obstructing device, remove it before proceeding. If the barrel has-been drilled for a mount, check that the screws do not protrude into the bore. Do not fire live or even blank ammunition with an obstructed barrel. An obstruction can cause serious damage to the gun and possible injury to you and others nearby.

From a steady position, fire three rounds at a target. Observe the impact area and estimate the correction value. Adjust windage and elevation handles as needed to correct aim.

Remove the dust caps from the top of the windage and elevation adjusting handles. Turn the windage and elevation handles through the number of clicks necessary for an amendment.

**NOTE:** Each click of adjustment changes the bullet strike by the amount shown on the chart below.

**Windage/Elevation  
(inches of movement per click)**

- 100 Yards - 1/4"
- 200 Yards - 1/2"
- 300 Yards - 3/4"
- 400 Yards - 1"
- 500 Yards - 1 1/4"

When you have finished adjustment of fire, recap windage and elevation mechanisms.

**ELECTRONIC RETICLE**

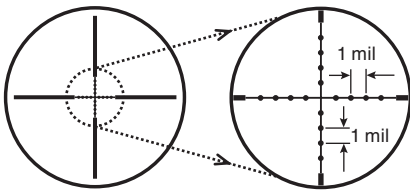
The riflescope has two-color reticle: red and green.

Brightness Adjustment Knob has 5 set positions of brightness level for each reticle color. Brightness levels are scaled on the knob as "1" to "5" and marked with the corresponding color. "0"-position means the reticle illumination is turned-off. In this position reticle is black.

Reticle brightness position "1" is adapted friendly for use with night vision spotting devices.

**RANGEFINDER RETICLE**

The Mil-dot reticle is used in the ATN 3.5x26. Mil dot reticle is a reliable



means of determining distances to targets, establishing leads for moving targets, and for alternate aiming points for windage and elevation holds.

Dots are spaced in one mil (milliradian) increments on the crosshair. A distance to target can be calculated using the mil formula, that is based on the size of the object being targeted.

Look through the scope, and bracket the object between dots.

The space between dot centers subtends one milliradian (mil). One mil. subtends 3.6 inches at 100 yards or 36 inches at 1,000 yards. To use this system effectively you must know the size of the target.

By measuring the height or width of a known (or approximately known target size) in mil-radians using the reticles, the target distance can be calculated as follows.

R = range in meters, H = target size in meters, M = mil-radians of the image size:

$$R = 1000 * H / M$$

Military shooters are trained to know that the common male torso is 39 inches from crotch to top of head. This is very close to exactly one meter. This formula then becomes  $R = 1000 / M$  for a one meter target size.

All of the following formula are equivalent to the one above for estimating range.

R = range in meters, H = target size in inches, M = mil-radians of the image:

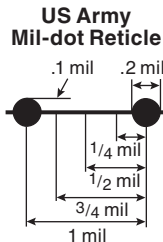
$$R = 25.4 * H / M$$

R = range in yards, H = target size in inches, M = mil-radians of the image:

$$R = 27.78 * H / M$$

R = range in yards, H = target size in feet, M = mil-radians of the image:

$$R = 333.3 * H / M$$



## **MAINTAINING YOUR RIFLE SCOPE**

---

Your rifle scope is waterproof and shock-proof. However, you should never try to take apart or clean it internally (it will void your warranty). If your scope ever does need repairs or adjustments, it should be returned to ATN's service department. The exposed optical surfaces will perform their best if they are occasionally wiped clean with a lens cloth or with optical quality lens paper like those for eyeglasses

or camera lenses. Maintain the metal surfaces of your rifle scope by removing any dirt or sand with a soft brush so as to avoid scratching the finish. Wipe down the scope with a damp cloth and follow with a dry cloth. Finally, going over the tube with a silicone treated cloth will restore luster and protect the scope against corrosion. Be careful not to touch the any of the lenses with the silicone cloth.

## **USING WITH NIGHT VISION DEVICES**

---

ATN 3.5x26 optics is optimized to work in conjunction with night vision devices. For this purpose a set of adapter rings are

supplied to attach night vision devices to this riflescope in different ways.



**ATN 3.5x26 with ATN PS-14 Night Vision Monocular**



**ATN 3.5x26 with ATN NVM-14 Night Vision Monocular**



**ATN 3.5x26 with ATN PS-22 Front Night Vision System**

# WARRANTY

---

## LIFETIME LIMITED PRODUCT WARRANTY

This product comes with a Lifetime Guarantee against defects in both materials and workmanship. In the event a defect that is covered by the foregoing warranty occurs during the applicable period stated above, ATN, at its option, will either repair or replace the product, and such action on the part of ATN shall be the full extent of ATN's liability, and the Customer's sole and exclusive remedy. This warranty does not cover a product (a) used in other than its normal and customary manner; (b) subjected to misuse; (c) subjected to alterations, modifications or repairs by the Customer or by any party other than ATN without prior written consent of ATN; (d) special order or "close-out" merchandise or merchandise sold "as-is" by either ATN or the ATN dealer; or (e) merchandise that has been discontinued by the manufacturer and either parts or replacement units are not available due to reasons beyond the control of ATN. ATN shall not be responsible for any defects or damage that in ATN's opinion is a result from the mishandling, abuse, misuse, improper storage or improper operation, including use in conjunction with equipment which is electrically or mechanically incompatible with or of inferior quality to the product, as well as failure to maintain the environmental conditions specified by the manufacturer. This warranty is extended only to the original purchaser. Any breach of this warranty shall be waived unless the customer notifies ATN at the address noted below within in the applicable warranty period.

THE CUSTOMER UNDERSTANDS AND AGREES THAT EXCEPT FOR THE FOREGOING WARRANTY, NO OTHER WARRANTIES WRITTEN OR ORAL, STATUTORY, EXPRESSED OR IMPLIED, INCLUDING ANY IMPLIED WARRANTY OF MERCHANTABILITY OR FITNESS FOR A PARTICULAR PURPOSE, SHALL APPLY TO THE PRODUCT. ALL SUCH IMPLIED WARRANTIES ARE HEREBY AND EXPRESSLY DISCLAIMED.

## LIMITATION OF LIABILITY

ATN will not be liable for any claims, actions, suits, proceedings, costs, expenses, damages or liabilities arising out of the use of this product. Operation and use of the product are the sole responsibility of the Customer. ATN's sole undertaking is limited to providing the products and services outlined herein

in accordance with the terms and conditions of this Agreement. The provision of products sold and services performed by ATN to the Customer shall not be interpreted, construed regarded, either expressly or implied as being the benefit of or creating any obligation toward any third party of legal entity outside ATN and the Customer: ATN's obligations under this Agreement extend solely to the Customer. ATN'S LIABILITY HEREUNDER FOR DAMAGES. REGARDLESS OF THE FORM OR ACTION, SHALL NOT EXCEED THE FEES OR OTHER CHARGES PAID TO ATN BY THE CUSTOMER OR CUSTOMER'S DEALER. ATN SHALL NOT, IN ANY EVENT, BE LIABLE FOR SPECIAL, INDIRECT, INCIDENTAL OR CONSEQUENTIAL DAMAGES. INCLUDING. BUT NOT LIMITED TO LOST INCOME, LOST REVENUE OR LOST PROFIT WHETHER SUCH DAMAGES WERE FORESEEABLE OR NOT AT THE TIME OF PURCHASE AND WHETHER OR NOT SUCH DAMAGES ARISE OUT OF A BREACH OF WARRANTY, A BREACH OF AGREEMENT, NEGLIGENCE, STRICT LIABILITY OR ANY OTHER THEORY OF LIABILITY.

## PRODUCT WARRANTY REGISTRATION

In order to validate the warranty on your product, ATN must receive a completed Product Warranty Registration Card for each unit. Please complete me form below and immediately mail it to our Service Centre: ATN Corporation, 20 South Linden Ave. Suite 1B, South San Francisco, CA 94080. Products qualifying for warranty repair will be either repaired or replaced within 10 business days of receipt of merchandise unless the customer is notified otherwise.

## OBTAINING WARRANTY SERVICE

To obtain warranty service on your unit, take or send the product, postage paid, with a copy of our sales receipt to our service centre, ATN Corporation at the address noted above. All merchandise must be fully insured with the correct postage; ATN will not be responsible for improper postage, or, missing or damaged merchandise during shipment.



For customer service and technical support, please contact  
American Technologies Network Corp.

**North American Office**

20 S. Linden Ave. Suite 1B, South San Francisco, CA 94080  
phone: 800-910-2862, 650-875-0130; fax: 650-875-0129

**European Office**

phone: 44(0)870-0111286, fax: 44(0) 845-3349142

The following countries can use our  
**toll free number 00 800 9102-8620**

Austria, France, Germany, Holland, Italy, Spain, Sweden, Switzerland

**[www.atncorp.com](http://www.atncorp.com)**